

KEDIA ADVISORY



DAILY BULLION REPORT

16 Jun 2025

- BULDEX
- GOLD
- SILVER



Kedia Stocks & Commodities Research Pvt. Ltd.

Research Advisory | White Labelling | Digital Marketing



BULDEX SNAPSHOT

Commodity	Expiry	Open	High	Low	Close	% Change
MCXBULDEX	25-Jun-25	23090.00	23480.00	23087.00	23167.00	1.55
MCXBULDEX	25-Jul-25	23190.00	23190.00	23190.00	23190.00	0.85

BULLION SNAPSHOT

Commodity	Expiry	Open	High	Low	Close	% Change
GOLD	5-Aug-25	99500.00	100681.00	99493.00	100276.00	1.91
GOLD	3-Oct-25	100000.00	101534.00	100000.00	101204.00	1.89
GOLDMINI	4-Jul-25	98190.00	99890.00	98190.00	99555.00	1.81
GOLDMINI	5-Aug-25	98700.00	100638.00	98635.00	100229.00	1.90
SILVER	4-Jul-25	106450.00	106940.00	105710.00	106493.00	0.57
SILVER	5-Sep-25	107589.00	108060.00	106940.00	107687.00	0.56
SILVERMINI	30-Jun-25	105730.00	106987.00	105000.00	106211.00	-4.24
SILVERMINI	29-Aug-25	107114.00	107881.00	106824.00	107570.00	3.47

OPEN INTEREST SNAPSHOT

Commodity	Expiry	% Change	% Oi Change	Oi Status
MCXBULDEX	25-Jun-25	1.55	1.31	Fresh Buying
MCXBULDEX	25-Jul-25	0.85	-50.00	Short Covering
GOLD	5-Aug-25	1.91	11.19	Fresh Buying
GOLD	3-Oct-25	1.89	20.12	Fresh Buying
GOLDMINI	4-Jul-25	1.81	4.00	Fresh Buying
GOLDMINI	5-Aug-25	1.90	11.15	Fresh Buying
SILVER	4-Jul-25	0.57	-3.01	Short Covering
SILVER	5-Sep-25	0.56	6.15	Fresh Buying
SILVERMINI	30-Jun-25	0.56	-4.24	Short Covering
SILVERMINI	29-Aug-25	0.58	3.47	Fresh Buying






INTERNATIONAL BULLION SNAPSHOT

Commodity	Open	High	Low	Close	% Change
Gold \$	3440.98	3451.27	3438.79	3444.26	0.25
Silver \$	36.33	36.39	36.11	36.30	-0.50


RATIOS

Ratio	Price	Ratio	Price	Ratio	Price
Gold / Silver Ratio	94.16	Silver / Crudeoil Ratio	16.94	Gold / Copper Ratio	114.48
Gold / Crudeoil Ratio	15.95	Silver / Copper Ratio	121.58	Crudeoil / Copper Ratio	7.18

Important levels for Jewellery/Bullion Dealers

 <p>MCX GOLD</p>	Booking Price for Sellers		Booking Price for Buyers	
	100586.00		99966.00	
	100796.00		99756.00	
 <p>MCX SILVER</p>	Booking Price for Sellers		Booking Price for Buyers	
	107213.00		105773.00	
	107973.00		105013.00	
 <p>RUPEE</p>	Booking Price for Sellers		Booking Price for Buyers	
	86.33		85.97	
	86.55		85.75	
 <p>COMEX GOLD</p>	Booking Price for Sellers		Booking Price for Buyers	
	3453.90		3428.60	
	3466.80		3415.70	
 <p>COMEX SILVER</p>	Booking Price for Sellers		Booking Price for Buyers	
	36.54		35.72	
	36.85		35.41	

Click here for download Kedia Advisory **Special Research** Reports



Technical Snapshot



BUY GOLD AUG @ 99800 SL 99300 TGT 100450-100800. MCX

Observations

Gold trading range for the day is 98965-101335.

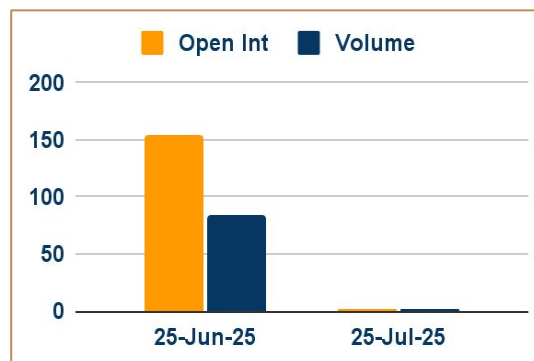
Gold on MCX crosses 1 lakh mark as safe-haven demand spiked after Israeli airstrikes on Iranian military and nuclear targets.

The strikes reignited fears of a prolonged Middle East conflict, driving investor risk aversion.

Gold could hit \$4,000/oz in next 12 months, says BofA

Goldman Sachs forecast that central bank buying will raise gold price to \$3,700/toz by end-2025 and \$4,000 by mid-2026

OI & Volume



Spread

GOLD OCT-AUG	928.00
GOLDMINI AUG-JUL	674.00

Trading Levels

Commodity	Expiry	Close	R2	R1	PP	S1	S2
GOLD	5-Aug-25	100276.00	101335.00	100805.00	100150.00	99620.00	98965.00
GOLD	3-Oct-25	101204.00	102450.00	101830.00	100915.00	100295.00	99380.00
GOLDMINI	4-Jul-25	99555.00	100910.00	100230.00	99210.00	98530.00	97510.00
GOLDMINI	5-Aug-25	100229.00	101840.00	101035.00	99835.00	99030.00	97830.00
Gold \$		3444.26	3457.48	3451.21	3445.00	3438.73	3432.52

Technical Snapshot



BUY SILVER JUL @ 105800 SL 104800 TGT 107000-107800. MCX

Observations

Silver trading range for the day is 105150-107610.

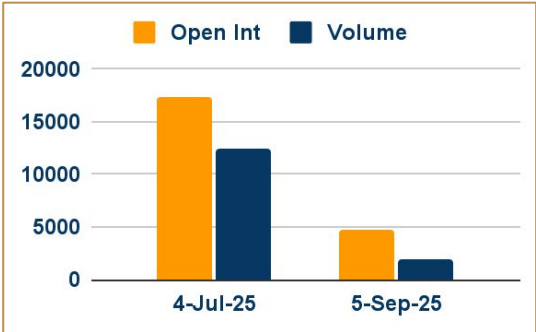
Silver gains amid heightened geopolitical tensions following Israel's strike on Iran.

Uncertainty over U.S. trade policy added to market anxiety, with President Trump threatening new unilateral tariffs.

Weak U.S. inflation data strengthened expectations of Fed rate cuts, providing further support to silver and other precious metals.

Silver faces its fifth consecutive annual supply deficit, though the Silver Institute expects a 21% narrowing in 2025.

OI & Volume



Spread

SILVER SEP-JUL	1194.00
SILVERMINI AUG-JUN	1359.00

Trading Levels

Commodity	Expiry	Close	R2	R1	PP	S1	S2
SILVER	4-Jul-25	106493.00	107610.00	107050.00	106380.00	105820.00	105150.00
SILVER	5-Sep-25	107687.00	108680.00	108180.00	107560.00	107060.00	106440.00
SILVERMINI	30-Jun-25	106211.00	108050.00	107130.00	106065.00	105145.00	104080.00
SILVERMINI	29-Aug-25	107570.00	108480.00	108025.00	107425.00	106970.00	106370.00
Silver \$		36.30	36.55	36.43	36.27	36.15	35.99

Gold on MCX crosses 1 lakh mark as investors flocked to safe-haven assets following Israeli airstrikes on Iran, re-igniting fears of a broader conflict in the Middle East. Softer U.S. inflation prints added extra shine to gold, bolstering expectations of interest rate cuts by the Federal Reserve. Goldman Sachs reiterated its forecast that structurally strong central bank buying will raise the gold price to \$3,700/toz by end-2025 and \$4,000 by mid-2026. BofA sees a path for gold to rally to \$4,000/oz over the next 12 months.

Price rise cools activity in Asian hubs; India discounts widen to 7 – week high - Demand for physical gold in major Asian hubs weakened as rates soared, with prices in India zooming past the psychologically important 100,000-rupee mark and prompting dealers to offer steep discounts to attract buyers. Indian dealers quoted discounts of up to \$63 an ounce over official domestic prices – the highest in seven weeks, up from as much as \$56 last week. In top gold consumer China, premiums of \$8-\$14 an ounce were charged over the global benchmark spot price, compared with premiums of \$10-\$14 an ounce last week. In Hong Kong, gold changed hands at par to a \$1.70 premium, while in Singapore, gold traded between at-par prices and a \$2.50 premium. In Japan, bullion was sold at par to a premium of \$0.50 over spot prices.

Swiss monthly gold imports from the U.S. hit highest since at least 2012 - Gold imports to Switzerland from the United States jumped to the highest monthly level since at least 2012 in April after the exclusion of precious metals from U.S. import tariffs, Swiss customs data showed. Switzerland, the world's biggest bullion refining and transit hub, and Britain, home to the world's largest over-the-counter gold trading hub, registered massive outflows to the U.S. over December-March as traders sought to hedge against the possibility of broad U.S. tariffs hitting bullion imports. The Swiss data showed that gold imports from the U.S. rose to 63.0 metric tons in April from 25.5 tons in March. It was the highest in monthly data going back to early 2012. Switzerland's total gold exports fell by 31% month on month in April with gold deliveries to the U.S. dropping to 12.7 tons from 103.3 tons in March. Exports to the UK rose, indicating that gold was also coming from the U.S. back to London vaults via Swiss refineries.

Share of gold in India's forex reserves doubles in four years, central bank report shows - The share of gold held by India's central bank in its foreign exchange reserves has doubled in the last four years as on March-end, a report by the Reserve Bank of India showed on Monday. In dollar value terms, the share of gold in the total foreign exchange reserves increased to about 11.70% by end-March, from 9.32% as at end-September 2024 and 5.87% as on end-March 2021, the central bank's half year forex reserves report said. As of end-March, the RBI held 879.59 metric tonnes of gold, compared to 854.73 metric tonnes at the end of September. The proportion of gold held domestically rose to 511.99 metric tonnes as of March 31, against 510.46 metric tonnes at September-end, the RBI said. "While 348.62 metric tonnes of gold were kept in safe custody with the Bank of England and the Bank for International Settlements (BIS), 18.98 metric tonnes were held in the form of gold deposits," the report showed.

Gold Demand Q1 2025: Investment Soars 170% Despite Weak Jewellery and Central Bank Buying - Global gold demand including over-the-counter (OTC) trading rose by 1% year-on-year to 1,206 metric tons in the first quarter of 2025 as investment jumped 170%, the World Gold Council said. Driving up investment demand were massive inflows into physically backed gold exchange-traded funds and 14% growth in demand for gold bars in the first quarter. That offset a 32% slump in demand for coins. However, bar and coin investment in China rose 12% to 124.2 tons, the highest level since the second quarter of 2013's record high, said the WGC. Amid high prices, global gold jewellery consumption, fell 21% to 380.3 tons, the lowest level since the 2020 pandemic. Central banks, another major source of gold demand, cut purchases by 21% to 243.7 tons in the first quarter, the WGC calculated, based on reported purchases and an estimate of unreported buying.

MCX Gold Seasonality



MCX Silver Seasonality



USDINR Seasonality



Weekly Economic Data

Date	Curr.	Data
Jun 16	EUR	German Buba Nagel Speaks
Jun 16	USD	Empire State Manufacturing Index
Jun 17	EUR	German ZEW Economic Sentiment
Jun 17	EUR	ZEW Economic Sentiment
Jun 17	USD	Core Retail Sales m/m
Jun 17	USD	Retail Sales m/m
Jun 17	USD	Import Prices m/m
Jun 17	USD	Capacity Utilization Rate
Jun 17	USD	Industrial Production m/m
Jun 17	USD	Business Inventories m/m
Jun 17	USD	NAHB Housing Market Index
Jun 18	EUR	Current Account
Jun 18	EUR	Final Core CPI y/y

Date	Curr.	Data
Jun 18	USD	Building Permits
Jun 18	USD	Housing Starts
Jun 18	USD	Crude Oil Inventories
Jun 18	USD	Natural Gas Storage
Jun 18	USD	Federal Funds Rate
Jun 19	USD	FOMC Press Conference
Jun 19	EUR	German Buba Nagel Speaks
Jun 20	EUR	German PPI m/m
Jun 20	EUR	ECB Economic Bulletin
Jun 20	EUR	M3 Money Supply y/y
Jun 20	EUR	Private Loans y/y
Jun 20	EUR	ECOFIN Meetings
Jun 20	USD	Philly Fed Manufacturing Index

This Report is prepared and distributed by Kedia Stocks & Commodities Research Pvt Ltd. Our SEBI REGISTRATION NUMBER - INH000006156. for information purposes only. The recommendations, if any, made herein are expressions of views and/or opinions and should not be deemed or construed to be neither advice for the purpose of purchase or sale through KSCRPL nor any solicitation or offering of any investment /trading opportunity. These information/opinions/ views are not meant to serve as a professional investment guide for the readers. No action is solicited based upon the information provided herein. Recipients of this Report should rely on information/data arising out of their own investigations. Readers are advised to seek independent professional advice and arrive at an informed trading/investment decision before executing any trades or making any investments. This Report has been prepared on the basis of publicly available information, internally developed data and other sources believed by KSCRPL to be reliable. KSCRPL or its directors, employees, affiliates or representatives do not assume any responsibility for or warrant the accuracy, completeness, adequacy and reliability of such information/opinions/ views. While due care has been taken to ensure that the disclosures and opinions given are fair and reasonable, none of the directors, employees, affiliates or representatives of KSCRPL shall be liable for any direct, indirect, special, incidental, consequential, punitive or exemplary damages, including lost profits arising in any way whatsoever from the information/opinions/views contained in this Report. The possession, circulation and/or distribution of this Report may be restricted or regulated in certain jurisdictions by appropriate laws. No action has been or will be taken by KSCRPL in any jurisdiction (other than India), where any action for such purpose (s) is required. Accordingly, this Report shall not be possessed, circulated and/ or distributed in any such country or jurisdiction unless such action is in compliance with all applicable laws and regulations of such country or jurisdiction. KSCRPL requires such a recipient to inform himself about and to observe any restrictions at his own expense, without any liability to KSCRPL. Any dispute arising out of this Report shall be subject to the exclusive jurisdiction of the Courts in India.

KEDIA ADVISORY**KEDIA STOCKS & COMMODITIES RESEARCH PVT LTD****Mumbai, India****SEBI REGISTRATION NUMBER - INH000006156****For more details, please contact: +91 93234 06035 / 96195 51022****Email: info@kediaadvisory.com****Regd.Off.: 1, 2, 3 & 4, 1st Floor, Tulip Bldg, Flower Valley Complex, Khadakpada Circle,
Kalyan-(W), Mumbai-421301**